

# EASY TIE

## "T" SHAPED POST BASE FOR DIY

- Concealed post base kit available in 5 versions for posts from 90 x 90 mm to 200 x 200 mm
- The practical kit includes the post base, elevation element, washers and self-drilling dowels, which eliminate the need for a pre-drilling in timber, simplifying installation and tolerance management
- The 25 mm elevation element allows the bottom plate to be hidden, providing excellent aesthetic results while increasing the durability of the timber



SERVICE CLASS

SCS

MATERIAL

S235  
HDG55

### F80 SMALL

CODE	height		bottom plate	base holes	knife plate thickness
	[mm]	[in]	[mm]	[n. x mm]	[mm]
F80SMALL	160	6 1/4	80 x 78 x 3 3 1/8 x 3 1/16 x 0.119	2 x Ø13 2 x Ø0.51	3 0.119

Product not sold individually, only as part of the kit.



### F80 LARGE

CODE	height		bottom plate	base holes	knife plate thickness
	[mm]	[in]	[mm]	[n. x mm]	[mm]
F80LARGE	160	6 1/4	114 x 86 x 3 4 1/2 x 3 3/8 x 0.119	2 x Ø13 2 x Ø0.51	3 0.119

Product not sold individually, only as part of the kit.



### LIFT

CODE	height		plate		thickness		suitable for	pcs
	[mm]	[in]	[mm]	[in]	[mm]	[in]		
LIFT44	25	1	89 x 89	4 x 4	3	0.119	F80SMALL	1
LIFT120	25	1	120 x 120	4 3/4 x 4 3/4	3	0.119	F80SMALL	1
LIFT66	25	1	136 x 136	6 x 6	3	0.119	F80LARGE	1
LIFT160	25	1	160 x 160	6 1/4 x 6 1/4	3	0.119	F80LARGE	1
LIFT88	25	1	184 x 184	8 x 8	3	0.119	F80LARGE	1

## EASY TIE

89



CODE	pcs
EASYTIE089	1



## EASY TIE

120



CODE	pcs
EASYTIE120	1



## EASY TIE

136



CODE	pcs
EASYTIE136	1




## EASY TIE

160



CODE	pcs
EASYTIE160	1

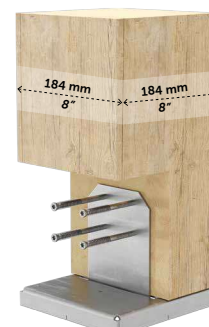



## EASY TIE

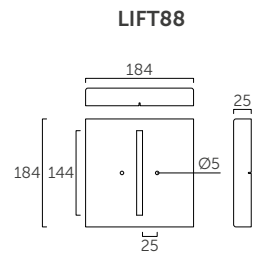
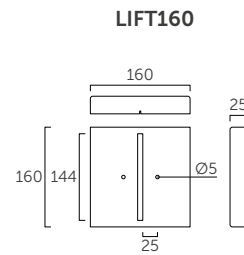
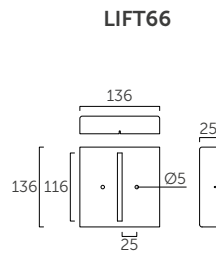
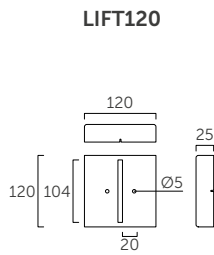
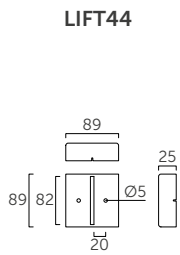
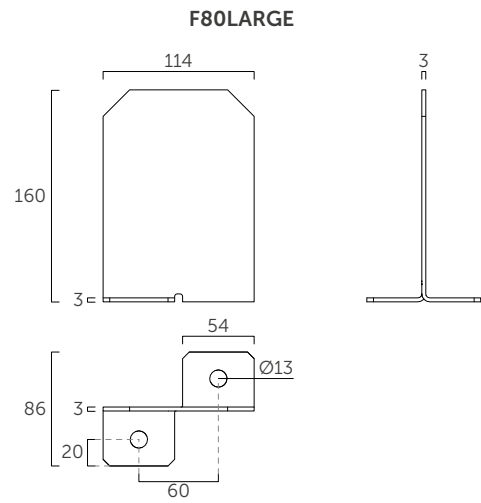
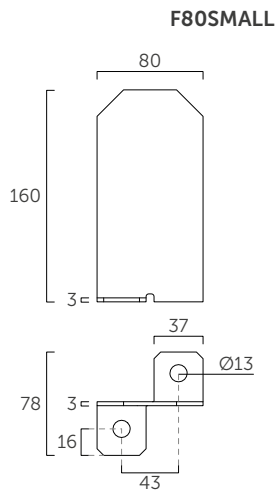
184



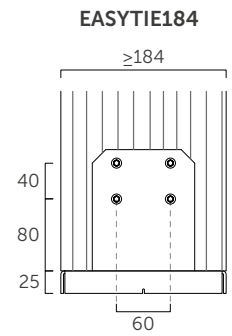
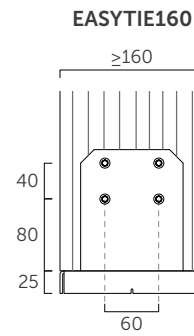
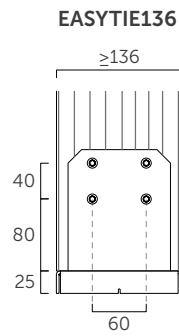
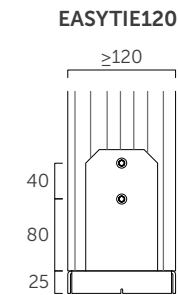
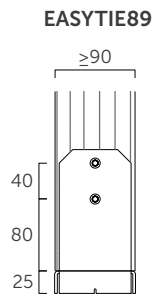
CODE	pcs
EASYTIE184	1



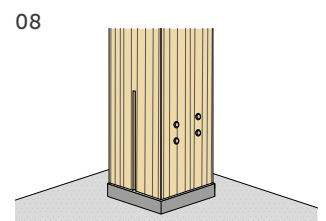
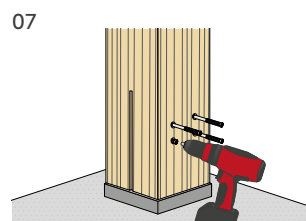
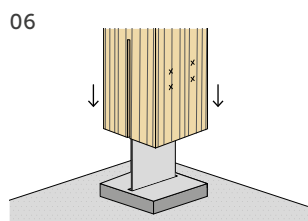
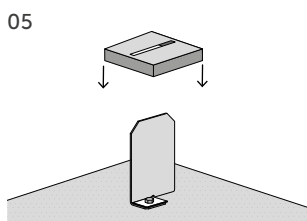
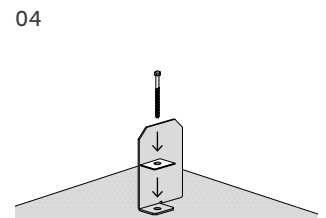
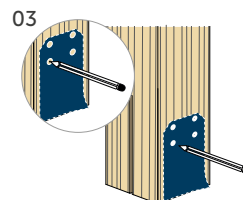
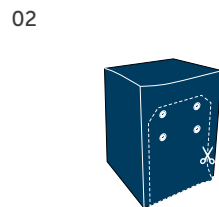
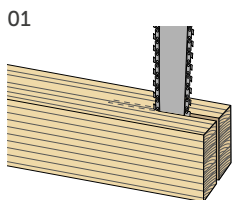
## GEOMETRY



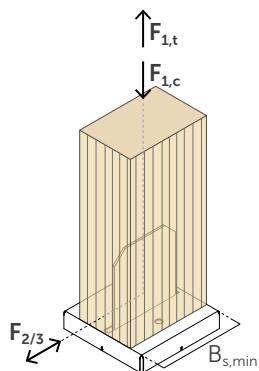
## FASTENING CONFIGURATIONS



## ASSEMBLY



## STRUCTURAL VALUES



post base	timber fastening type SBD Ø7,5  pcs - Ø x L [mm]	column  B <sub>s,min</sub> [mm]	COMPRESSION		TENSION		SHEAR	
			R <sub>1,c</sub> k timber		R <sub>1,t</sub> k steel		R <sub>2/3,t</sub> k timber	
			[kN]	γ <sub>timber</sub>	[kN]	γ <sub>steel</sub>	[kN]	γ <sub>timber</sub>
EASYTIE089	2 - Ø7,5 x 75	90 x 90	81,0	γ <sub>MC</sub> <sup>(2)</sup>	16,0	γ <sub>M0</sub>	5,8	γ <sub>MC</sub> <sup>(2)</sup>
EASYTIE120	2 - Ø7,5 x 115	120 x 120	103,0		16,0		5,8	
EASYTIE136	4 - Ø7,5 x 115	140 x 140	121,0		20,8		12,3	
EASYTIE160	4 - Ø7,5 x 155	160 x 160	157,0		20,8		12,3	
EASYTIE184	4 - Ø7,5 x 175	200 x 200	219,0		20,8		12,3	

### NOTES

- <sup>(1)</sup> SBD self-drilling dowels Ø7,5:  
 L = 75 mm: M<sub>yk</sub> = 42000 Nmm  
 L ≥ 95 mm, M<sub>yk</sub> = 75000 Nmm

- <sup>(2)</sup> γ<sub>MC</sub> partial coefficient for connections.

### GENERAL PRINCIPLES

- The strength values indicated in the table are valid in compliance with the fasteners installation according to the configurations indicated.
- Characteristic values according to EN 1995-1-1:2014.
- Design values can be obtained from characteristic values as follows:

$$R_d = \min \left\{ \begin{array}{l} \frac{R_{i,k \text{ timber}} \cdot k_{mod}}{\gamma_M} \\ \frac{R_{i,k \text{ steel}}}{\gamma_{Mi}} \end{array} \right.$$

- The coefficients k<sub>mod</sub>, γ<sub>M</sub> and γ<sub>Mi</sub> should be taken according to the current regulations used for the calculation.
- The moment and shear strength values are calculated individually not taking into account the stabilizing contributions, if any, deriving from the compressive stress that influence the overall strength of the connection. In case of combined loading the verification must be carried out separately.
- A timber density of ρ<sub>k</sub> = 350 kg/m<sup>3</sup> was considered for the calculation process.
- Dimensioning and verification of timber and concrete elements must be carried out separately.